

# BARRIER BUSTER 1ST QUARTER REPORT - 2021

COVID-19 RESPONSE | JANUARY 1ST - MARCH 31ST

## HIGHLIGHTS

**1.9x**

more requests went to assist with housing and eviction prevention compared to the last quarter of 2020. 17% of total requests this quarter supported housing assistance.

**50%**

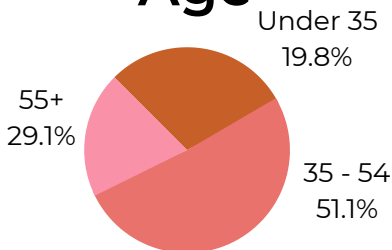
nearly 50% of county-wide requests in the first quarter of 2021 supported Latinx households. An increase of 2% compared to the last quarter of 2020.

**55%**

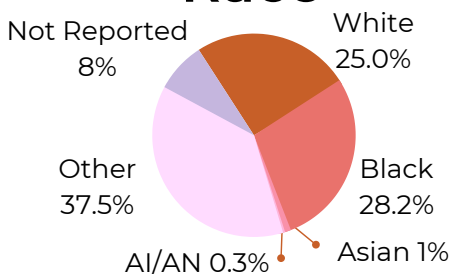
of total requests in the first quarter of 2021 supported individuals and families from immigrant households. An increase of 7% compared to the last quarter of 2020.

## COUNTYWIDE DATA

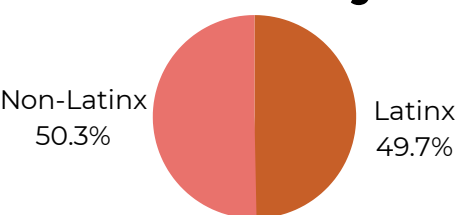
### Age



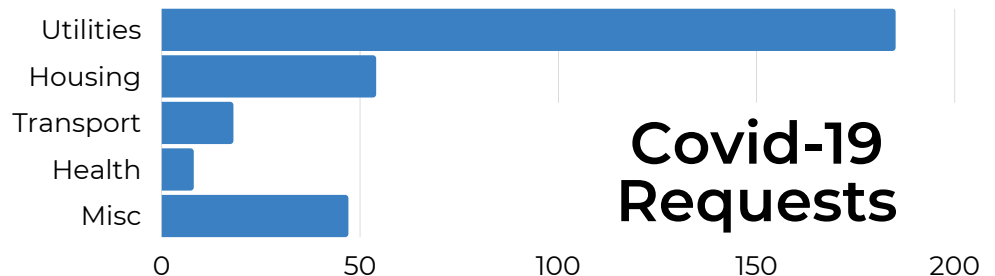
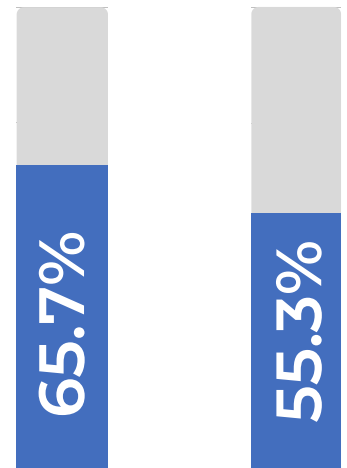
### Race



### Ethnicity



**312**  
Total Requests  
Funded  
**\$146,414**  
Total Assistance  
Provided



### Covid-19 Requests

Thank you to the funders who have increased contributions to Barrier Busters during COVID-19 including Washtenaw County, Ann Arbor Area Community Foundation, United Way of Washtenaw County, City of Ypsilanti, Pittsfield Township, and Michigan Community Action.



## WHERE IS ASSISTANCE GOING?

Jurisdiction	Number of Requests	Assistance Provided
Ypsilanti Township	111	\$56,603
Pittsfield Township	64	\$19,745
City of Ann Arbor	46	\$26,368
City of Ypsilanti	45	\$28,682
Lodi Township	22	\$5,941
Superior Township	12	\$4,301
Scio Township	5	\$1,184
Salem Township	3	\$680
Northfield Township	2	\$650
City of Saline	1	\$704
City of Chelsea	1	\$1,555



# YPSILANTI TOWNSHIP REPORT

111

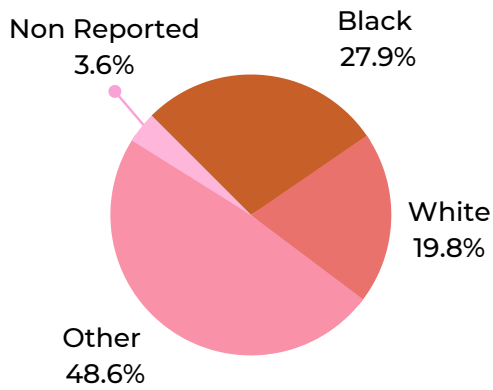
Total Requests Funded  
35.6% of Countywide Requests

\$56,603

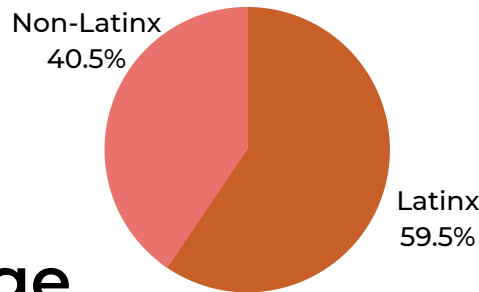
Total Assistance Provided  
38.7% of Countywide Funds

## Demographics

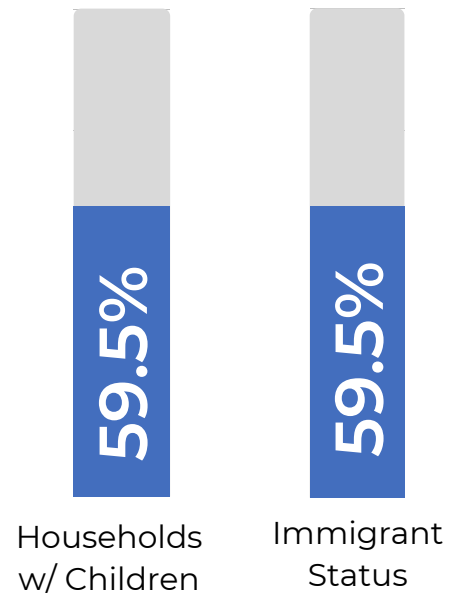
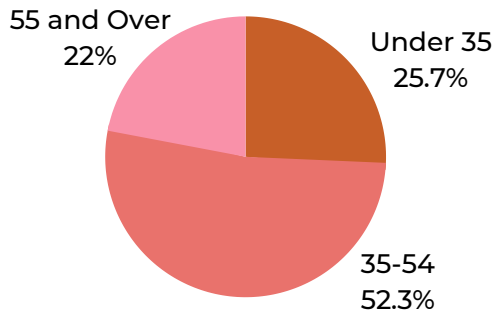
### Race



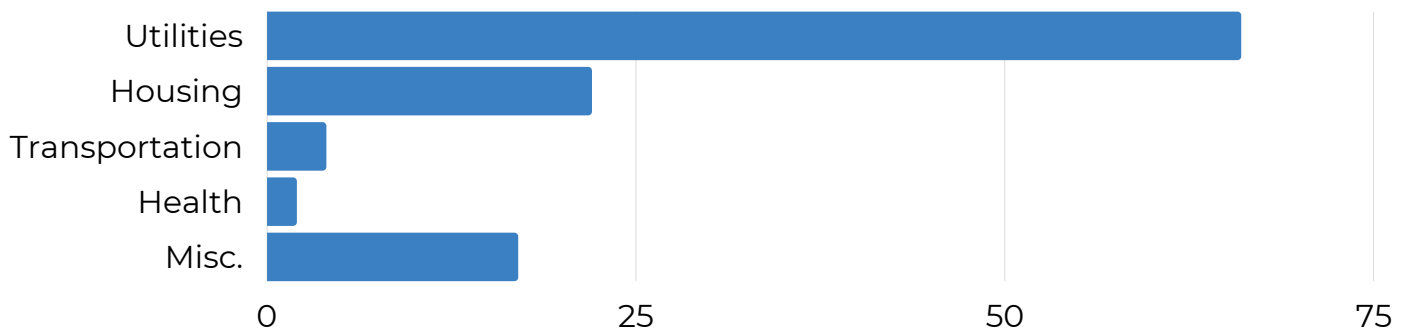
### Ethnicity



### Age



## Covid-19 Requests



# PITTSFIELD TOWNSHIP REPORT

**64**

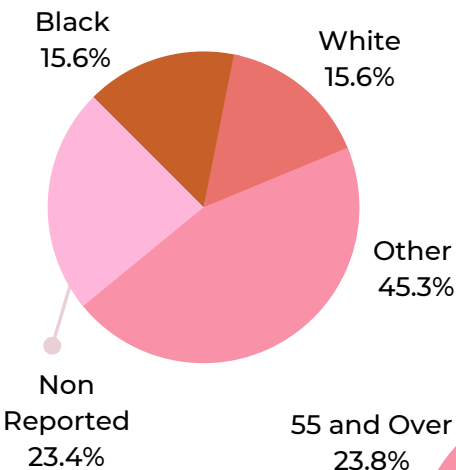
Total Requests Funded  
*20.5% of Countywide Requests*

**\$19,745**

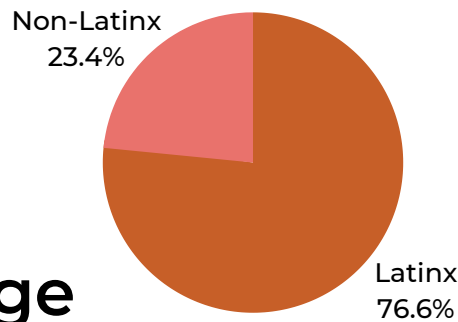
Total Assistance Provided  
*13.5% of Countywide Funds*

## Demographics

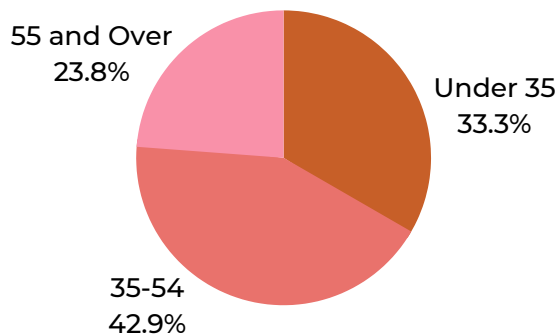
### Race



### Ethnicity



### Age

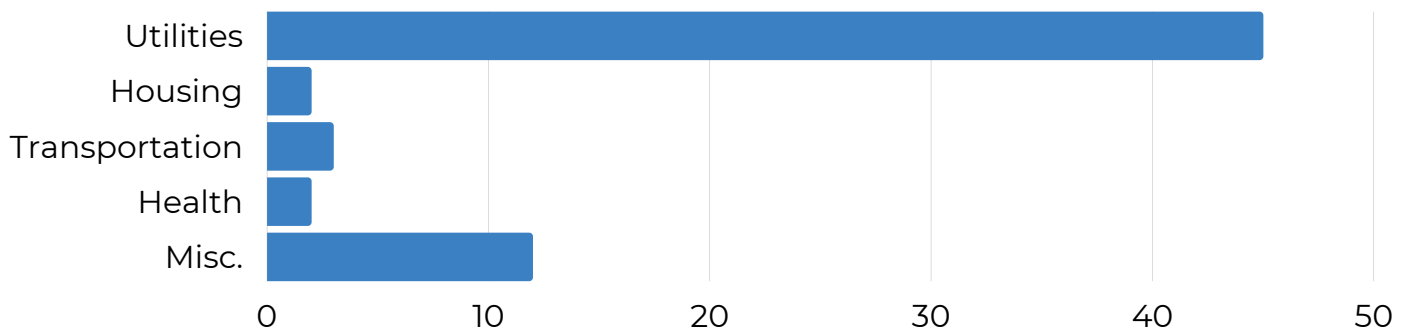


Households w/ Children



Immigrant Status

## Covid-19 Requests





# CITY OF ANN ARBOR REPORT

**46**

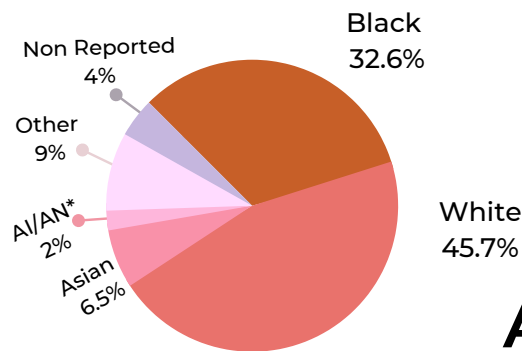
Total Requests Funded  
*14.7% of Countywide Requests*

**\$26,368**

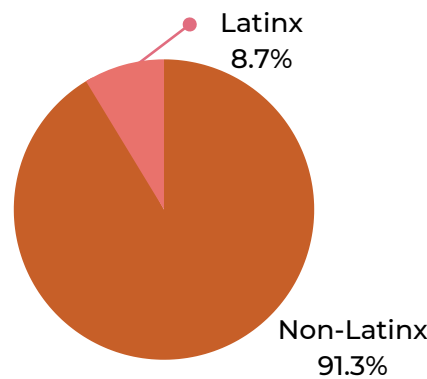
Total Assistance Provided  
*18% of Countywide Funds*

## Demographics

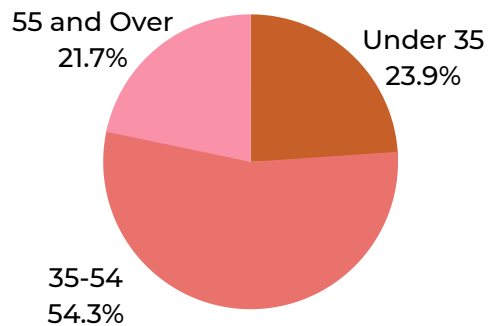
### Race



### Ethnicity



### Age

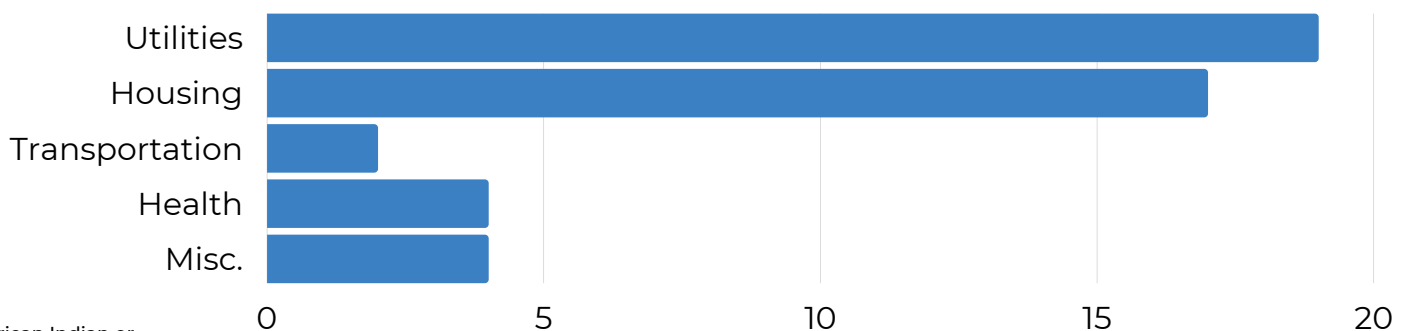


Households w/ Children



Immigrant Status

## Covid-19 Requests



\*AI/AN = American Indian or Alaskan Native

# CITY OF YPSILANTI REPORT

45

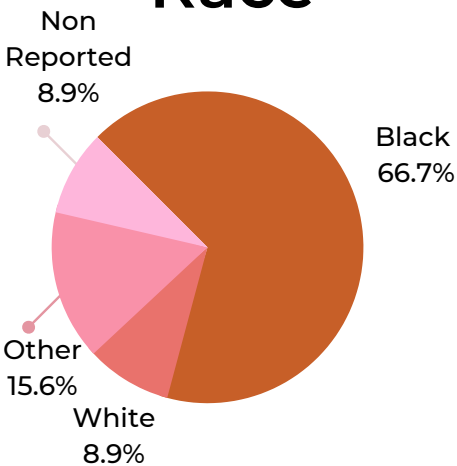
Total Requests Funded  
14.4% of Countywide Requests

\$28,682

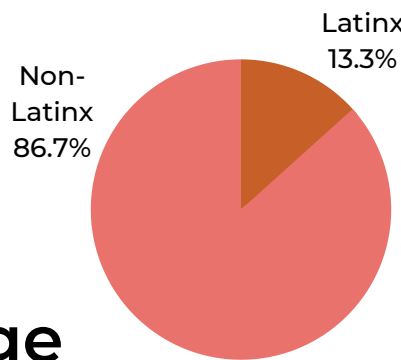
Total Assistance Provided  
19.6% of Countywide Funds

## Demographics

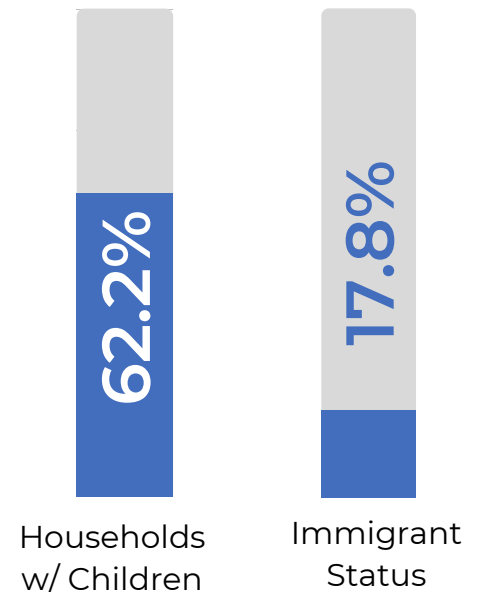
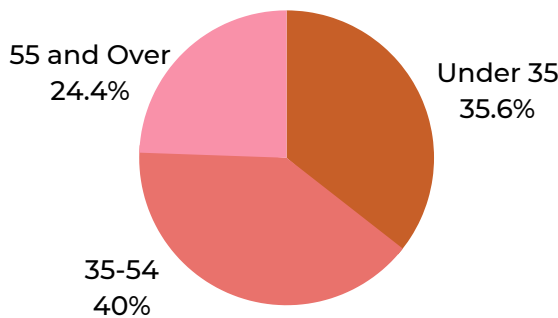
### Race



### Ethnicity



### Age



## Covid-19 Requests

