



# HAWC CALL CENTER DATA OCTOBER 2022



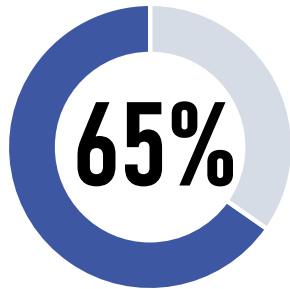
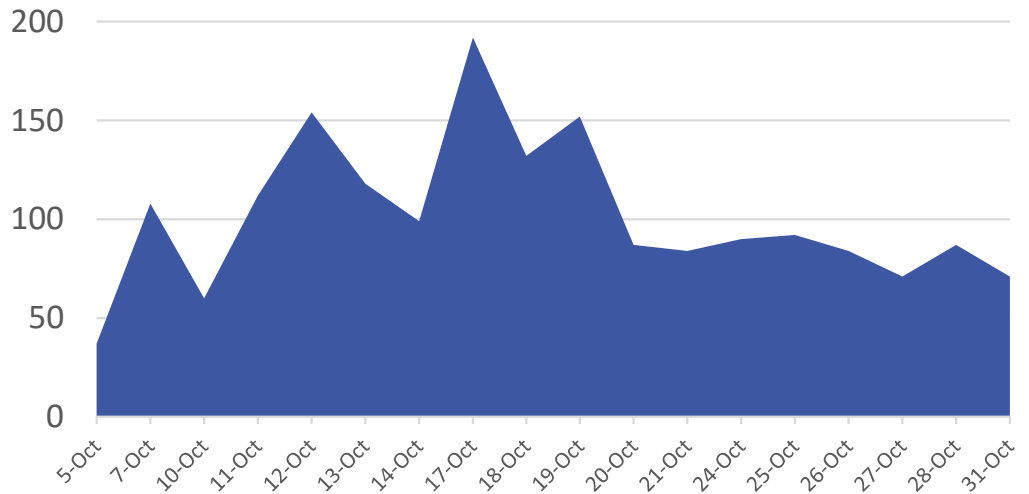
OFFICE OF COMMUNITY & ECONOMIC DEVELOPMENT

*Collaborative solutions for a promising future*

**1,830**  
Total Calls

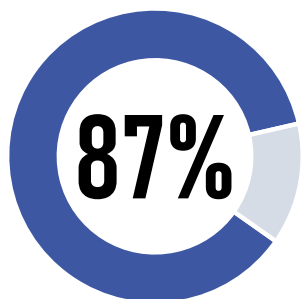
**102**  
Calls per day

HAWC Call Volume per Day



Of Calls Answered in less than 5 minutes

**6:00** Minutes  
Average Wait Time



Successfully completed calls

Types of Calls

