



# HAWC CALL CENTER DATA DECEMBER 2022



OFFICE OF COMMUNITY & ECONOMIC DEVELOPMENT

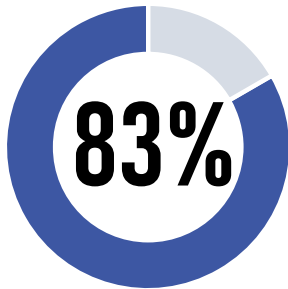
*Collaborative solutions for a promising future*

# 1,563

Total Calls

# 74

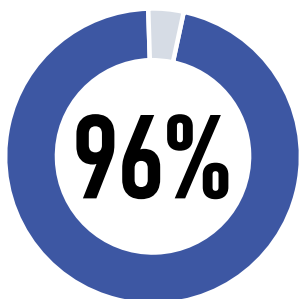
Calls per day



Of Calls Answered in less than 5 minutes

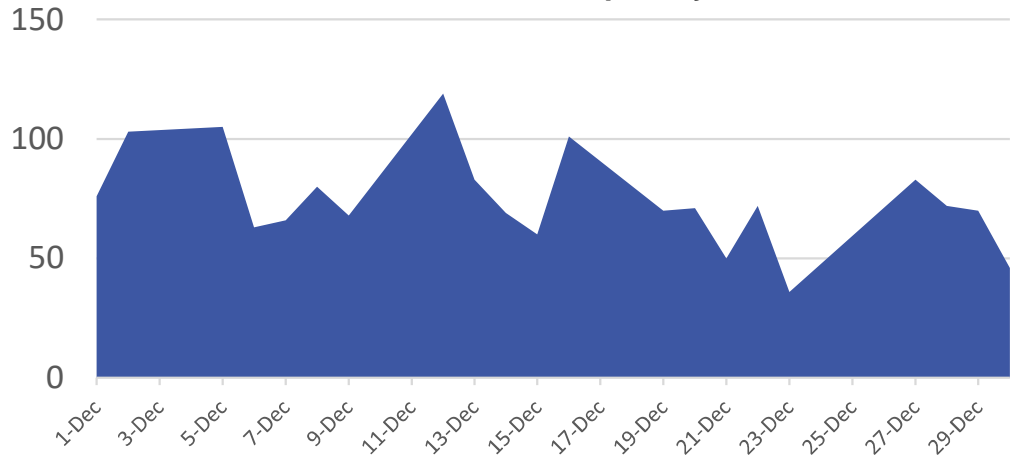
# 1:21

Minutes  
Average Wait Time



Successfully completed calls

### HAWC Call Volume per Day



### Calls per Month



### Types of Calls

