

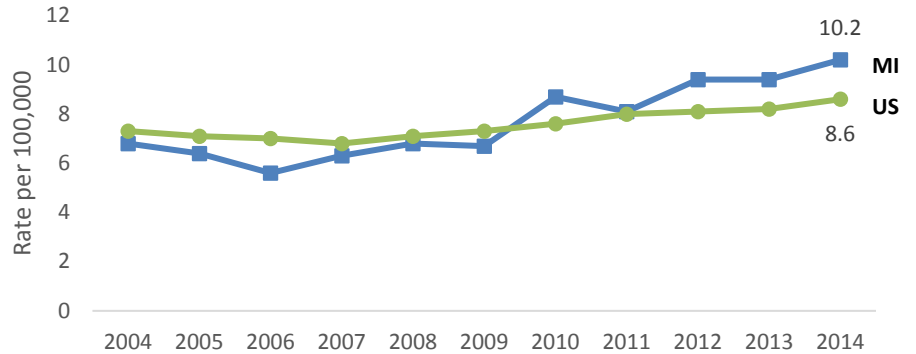


# SUICIDE DEATHS AMONG YOUTH AND YOUNG ADULTS IN MICHIGAN

## INTRODUCTION

- Suicide is a significant public health problem in the U.S., with over 42,000 people dying from suicide in 2014 alone.
- Suicide affects people of all ages, backgrounds, and racial groups. However, certain populations are at higher risk for suicide.
- Suicide is the second leading cause of death for youth and young adults aged 10–24 years in Michigan.
- Historically, Michigan’s youth/young adult suicide rates have been slightly lower than the national average. However, Michigan’s rates have surpassed U.S. rates since 2010 (Figure 1).

Figure 1: Suicide rates among youth aged 10–24 years, U.S. and Michigan, 2004–2014

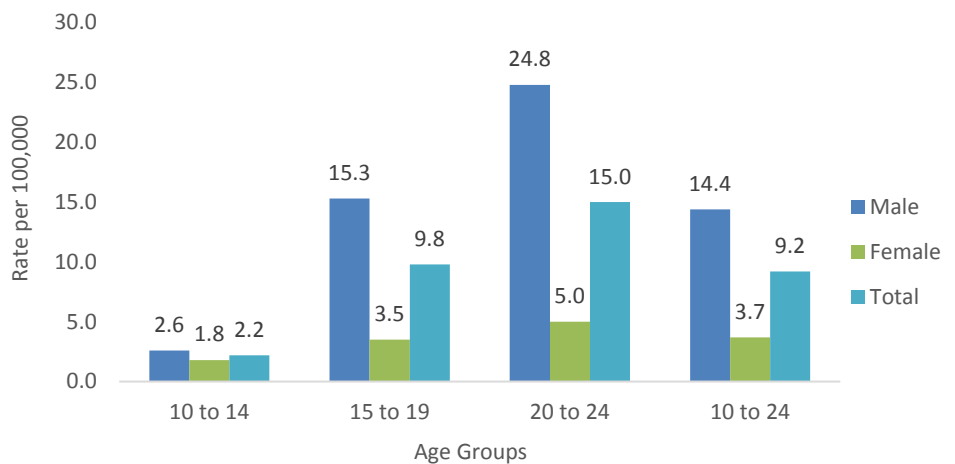


Source: CDC WISQARS; Division for Vital Records & Health Statistics, Michigan Department of Health & Human Services

## AGE AND GENDER

- Suicide rates vary greatly by gender and age group. Figure 2 shows suicide rates by age and gender during 2010–2014.
- Young men die by suicide nearly four times more than young women in Michigan (14.4 vs. 3.7 per 100,000 population).
- Suicide rates generally increase with age. The overall suicide rate for youth ages 10–14 years was 2.2 per 100,000, compared to 15.0 per 100,000 for young adults ages 20–24 years.

Figure 2: Suicide rates among youth/young adults by age and gender, MI 2010–2014



Source: Division for Vital Records & Health Statistics, Michigan Department of Health & Human Services

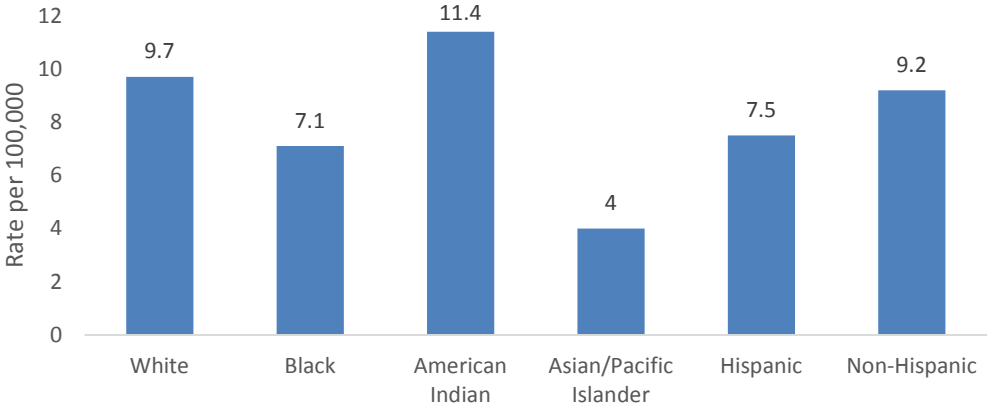


# SUICIDE DEATHS AMONG YOUTH AND YOUNG ADULTS IN MICHIGAN

## RACE AND ETHNICITY

- Suicide rates are the highest among American Indian youth/young adults, with a rate of 11.4 per 100,000 (Figure 3).
- White youth/young adults have the second highest suicide rate (9.7 per 100,000).
- Hispanic youth/young adults die by suicide at a lower rate than Non-Hispanics (7.5 vs. 9.2 per 100,000).

Figure 3: Suicide rates among youth/young adults by race & ethnicity, MI 2010–2014

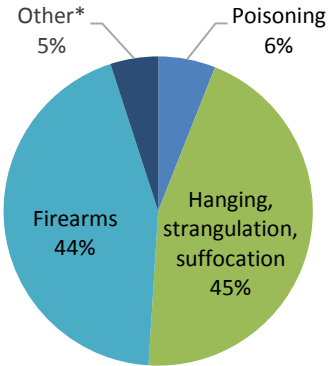


Source: Division for Vital Records & Health Statistics, Michigan Department of Health & Human Services

## METHOD OF SUICIDE

- Overall, the most common methods of suicide among youth/young adults are hanging/strangulation/suffocation and firearms (Figure 4).
- Less common methods include poisoning, cut/pierce, jumping, and other methods of suicide. Poisoning includes intentional self-poisoning by exposure to various drugs, alcohol, gases, vapors, or chemicals. The majority of these poisoning deaths are from prescription pill overdose or exposure to toxic gases such as carbon monoxide.
- Firearms was the most common method of death in males, whereas hanging/strangulation/suffocation was the most common method in females. Poisoning represented a greater proportion of deaths in females as opposed to males (18% vs. 3%).

Figure 4: Method of suicide among youth/young adults aged 10–24 years, MI 2010–2014



\*Other includes death by drowning/submersion, smoke/fire, cut/pierce, jumping, crashing of motor vehicle and other means

Source: Division for Vital Records & Health Statistics, Michigan Department of Health & Human Services